

Biotinylated Human IFN gamma/IFNG Protein

Cat. No. IFN-HM40GB

Description

Source	Recombinant Biotinylated Human IFN gamma/IFNG Protein is expressed from HEK293 with His tag and Avi tag at the C-Terminus. It contains Gln24-Gly161.
Accession	P01579
Molecular Weight	The protein has a predicted MW of 19.1 kDa. Due to glycosylation, the protein migrates to 25-40 kDa based on Bis-Tris PAGE result.
Endotoxin	Less than 1EU per µg by the LAL method.
Purity	> 95% as determined by Bis-Tris PAGE > 95% as determined by HPLC

Formulation and Storage

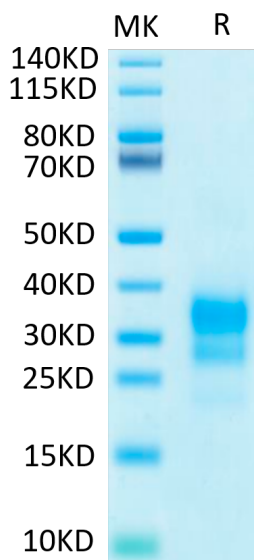
Formulation	Lyophilized from 0.22µm filtered solution in PBS (pH 7.4). Normally 8% trehalose is added as protectant before lyophilization.
Reconstitution	Centrifuge the tube before opening. Reconstituting to a concentration more than 100 µg/ml is recommended. Dissolve the lyophilized protein in distilled water.
Storage	-20 to -80°C for 12 months as supplied from date of receipt. -80°C for 3 months after reconstitution. Recommend to aliquot the protein into smaller quantities for optimal storage. Please minimize freeze-thaw cycles.

Background

Interferon-gamma (IFN gamma) is a cytokine that plays physiologically important roles in promoting innate and adaptive immune responses. The absence of IFN gamma production or cellular responsiveness in humans and experimental animals significantly predisposes the host to microbial infection, a result that validates the physiologic importance of this cytokine in preventing infectious disease.

Assay Data

Bis-Tris PAGE



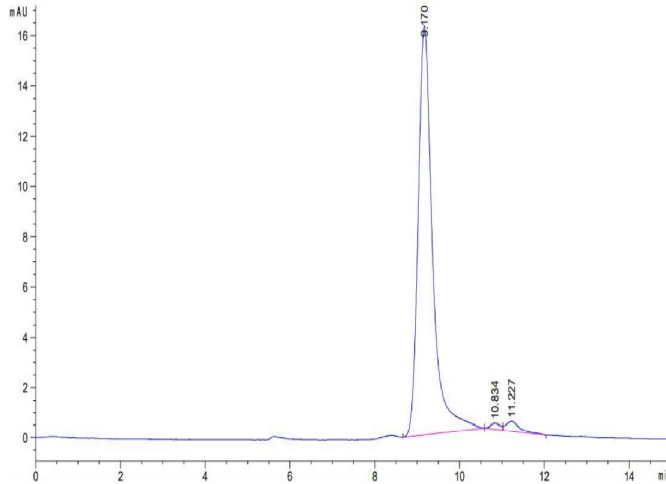
Biotinylated Human IFN gamma on Bis-Tris PAGE under reduced condition. The purity is greater than 95%.

SEC-HPLC

Biotinylated Human IFN gamma/IFNG Protein

Cat. No. IFN-HM40GB

Assay Data

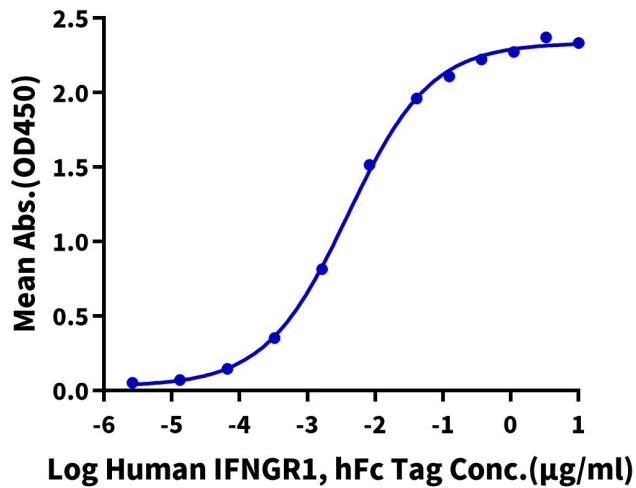


The purity of Biotinylated Human IFN gamma is greater than 95% as determined by SEC-HPLC.

ELISA Data

Biotinylated Human IFN gamma, His Tag ELISA

0.05µg Biotinylated Human IFN gamma, His Tag Per Well



Immobilized Biotinylated Human IFN gamma, His Tag at 0.5µg/ml (100µl/well) on the streptavidin precoated plate (5µg/ml). Dose response curve for Human IFNGR1, hFc Tag with the EC50 of 4.0ng/ml determined by ELISA.